



TELESCOPIC PLATFORM SEATING



husseyseatingTM

YOUR PARTNER FOR SEATING SOLUTIONS

Creating A More Flexible Space

Audience spaces come in every size, shape, and form today – ranging from intimate performance halls to the largest arenas in the world. At Hussey Seating, we know you need a seating solution that provides the greatest flexibility to make the most of your space.

Hussey Seating has a long tradition of providing high quality seats and cutting edge telescopic systems. All our expertise comes together in our line of telescopic platforms to deliver the form, fit, function, finesse and flair that multi-use facilities have been waiting for.

We know that the key to developing and providing the perfect seating solution is an understanding of each customer's unique needs. We start by listening, then collaborate with you to create the telescopic seating solution that will fulfill your vision and create the perfect audience seating for your space.

TELESCOPIC PLATFORM SEATING

SOLUTIONS

MAXAM+™	2
New Dimension of Comfort	4
Seating Options	5-6
The Total Package	7-9
Seating Customization	10
Understructure	11-12
Rail Options / Media Platform	13
Other Options	14

APPLICATIONS

Wall Attached	15
Reverse-Fold	16
Recessed	17
Portable & Freestanding	18

SPECIALTY PLATFORMS

MXP	19-21
MXP Understructure	22
Hussey Seatway	23-24
Dimensional Data	25
Resources	26

Cover Photo

MAXAM+ Telescopic Platforms with Metro Chairs
Samford University • Birmingham, AL
Alabama Contract Sales



Great Performances

Multi-use environments like gymnasiums, arenas, convention centers, and performing arts facilities that demand multiple, flexible seating configurations greatly benefit from Hussey Seating™ telescopic platform seating. Safe, easy bleacher operation, reliable performance, great looks, smart seating upgrades and the seating industry's best warranty make Hussey Seating telescopic platform seating your star player.

MAXAM+™ Telescopic Platforms are expertly engineered to meet the seating needs of a wide variety of applications and venues, from school auditoriums to small and mid-size sports and entertainment arenas. Endlessly configurable and easily upgradeable, MAXAM+ lets you reclaim the most indoor event center floor space and make the most of your facility's seating budget.

MXP™ Telescopic Platforms are built strong and smart for multipurpose event centers like professional arenas, convention centers, and community event centers. Providing maximum performance and reliability, ease of setup and operation, and the premium upholstered seating your customers demand, MXP combines the best of operational functionality with spectator luxury.

Great for "black box" auditoriums and theaters, Hussey Seatway™ Telescopic Platforms provide a space-saving retractable 'space frame' seating platform that can also deliver the fit, finish and stylish comfort to satisfy the most sophisticated audiences. Hussey Seatway is completely customized for your performance space and tailored to your seating needs.

MAXAM+ Telescopic Platform with Metro Chairs
Eden Hall • Gibsonia, PA
Eckles Architecture

SOLUTIONS

MAXAM+™ Telescopic Platform

Available with bleacher seating as well as our comfortable Metro™ seating line, MAXAM+ is great for small to medium size sports and entertainment facilities. With features like custom and variable rise, tapered sections and extruded aluminum decking, MAXAM+ is ready to perform in the most demanding audience environments, and can provide the solution to execute your vision and meet the unique needs of your facility.



MAXAM+ Telescopic Platform with Metro Chairs
Heber Springs High School • Heber Springs, AR
Wittenberg, Deloney & Davidson

A New Dimension of Comfort

Comfortable bleachers are no longer a dream, courtesy of the wide variety of seating solutions that MAXAM+™ can support. Sleek, slim and easy to install, the Metro™ line is a giant leap towards getting the most out of your facility. Available in both telescopic and fixed versions, Metro allows perfect continuity throughout a facility. Metro features whisper-quiet seat operation and fits in an amazingly tiny 5 ½" (140 mm) stored envelope.

Metro easily fits into both new and existing facility dimensions—and the rail-based system allows easy adjustment and makes future maintenance, chair replacement and upgrading a breeze. Metro features state-of-the-art composite finishes and fully integrated systems that allow maximum seating—while providing patrons with a singularly comfortable seating experience.



A. | B. | C. METRO CHAIR

Metro's innovative and distinctive design incorporates both comfort and style. The entire seat is molded using advanced engineering polymers, and is available in 18", 19", 20", 21", and 22" (450 mm, 475 mm, 500 mm, 525 mm, and 550 mm) standard widths (or any variation in-between).



Metro has a full line of arm options including polymer, upholstered and wood, as well as cup holders, and many other accessories.



Metro chairs are available with polymer-finish seats and backs (A), or upholstered back pads and seats (B). They're also available in a fully enveloped seat. Equipped with our folding tablet arm (C), Metro is a perfect complement for our Quattro fixed seating in a school auditorium setting, where MAXAM+'s telescopic platform delivers multi-use flexibility to these large spaces. Combinations of back and seat styles are also available to allow further differentiation of seating sections.

Metro may be deployed with or without arms and the seat width is easily varied for ideal seating layouts or to maximize capacity.

Metro is available with a choice of either semi-automated (2-14 chairs) or manual (1-4 chairs) fold-down mechanisms.

Maximum Seating Options

Ranging from fold-down chairs and benches to polymer gym-seat modules, MAXAM+™ telescopic platforms can support a wide variety of audience seating options.

CourtSide™ Modular Gym Seats

Designed to fit anywhere on your MAXAM+ units, CourtSide is completely modular. CourtSide seat modules, backrests and seat spacers are just the ticket for seating spectators in truly comfortable bleacher seats – a welcome surprise for your fans. You can use all three types of modules throughout your gym, or mix and match to create different levels of seating within the same bleacher bank. Easily create a first row of integrated team seating, or build a section of reserved VIP seating for season ticket sales to your boosters.

MAXAM+ Telescopic Platform with CourtSide Seats and Back Rests
University of Missouri–Kansas City • Kansas City, MO
Carroll Seating



Seating Options



CourtSide XCS12
The world's only ergonomically designed gym seat module, the CourtSide XCS12 provides an individualized compound contoured seat that incorporates modern styling, dual texturing and waterfall edges. 12" (305 mm) wide and manufactured from 100% recyclable materials, the CourtSide is the perfect blend of ergonomic comfort, modern design, performance and value.



CourtSide XC10
CourtSide XC10 incorporates a unique fore to aft contoured seat and a gradual "waterfall" curve on the forward edge that reduces pressure to the sensitive region of the thighs regardless of the leg position. 10" (254 mm) wide, 100% recyclable.



CourtSide Contoured CB Backrests
Ergonomically designed for maximum comfort to provide ideal low- and mid-back support. Also engineered for maximum fan safety and easy bleacher cleaning. One person can raise or lower up to seven interconnected backrests at a time to minimize labor and operational costs.



CourtSide™ XT Seat Spacers
Adding XT Seat Spacers increase personal space by nearly 25%. Designed to better accommodate larger people who appreciate extra elbow room. Cup holder versions are available to maximize fan comfort and convenience.



Upholstered Bench Seats | Club Bench
The Club Bench closes into a small space, allowing for a minimum rise per row of just under 10½" (260 mm). The manual folding, preformed plywood seat and back come with your choice of upholstery. Also available without the backrest.



Performing Arts Folding Chairs | Gallery 2
Available in a variety of widths, with or without armrests and in a variety of upholstery, the Gallery 2 chair features a slim and elegant profile, great for a wide range of auditorium seating.

The Total Package

From our brand new XtremeLogo™ bleacher graphics that make your gym come alive to our Clarin® portable logo chairs, the Total Package Graphics Program helps create the ultimate gymnasium. Inspire your team, students and community with vibrant colored rails, spirited CourtSide™ Contour Backrests, integral CourtSide seat graphic logos, vivid Safety End Closure Curtain graphics, exciting Media Platform Rail Sleeve graphics, and our sleek new StepSigns™ and CourtSigns™. The customization options are nearly endless!



MAXAM® Telescopic Gym Bleacher with The Total Package
Biddeford High School • Biddeford, ME
Harriman Associates

“The bleachers have generated a great deal of school pride with our student body. The kids are so proud when players from opposing schools come into the gym and comment on how beautiful the bleachers are. They’ve turned a nice gym into a state of the art gym...it’s stunning!”

- Dennis Walton, CAA, Athletic Administrator,
Biddeford High School, Biddeford, Maine



Fundraising Opportunities

A creative way to raise some extra funds for your school is by offering sponsorships to local businesses with their logo and contact info on the XtremeLogo, End Curtain, StepSigns, CourtSigns, on the double back of our Clarin by Hussey Seating logo chairs, and on the Media Platform Rail Sleeve.

A. XtremeLogo

The cornerstone of the Total Package Graphics Program, the XtremeLogo places your school’s mascot or logo on a grand scale in the center of your bleacher sections. Using a proprietary graphic transfer process, your XtremeLogo is permanently bonded to the CourtSide bleacher seats – no peeling, scuffing or scratching. Whether the bleachers are opened or closed, your logo will impress.

B. Clarin Portable Sideline Chairs


The choice of colleges and pro teams nationwide, Clarin portable chairs offer state-of-the-art logo customization for backs, seats and even seat gussets. Durable, full-color imprints of your mascot, logo, and spirit message give big-league sideline impact. Clarin’s proven worry-free dependable performance is legendary, delivering decades of service with the flexibility of interchangeable seats and backs.



XtremeLogo



Clarin Portable Chairs



StepSigns



CourtSigns

C. StepSigns™

These ultra-durable full-color signs are pre-applied to the front of bleacher aisle steps during manufacturing. Offering full-color to single color imprinting, they are a great place to remind students, fans and competitors of your school motto or spirit message.

D. CourtSigns™

Featuring the same material and imprinting options as StepSigns, CourtSigns are pre-applied to the bleacher skirt boards during manufacturing. Their longer runs and placement make them ideal for ringing the court with your school name.

E. CourtSide™ Graphic Logos

CourtSide gym seat modules offer a spot for every fan to see your school’s logo or mascot at the end of each seating area. These durable, full-color custom graphic logos can even be individually customized for section designation.

F. Media Platform

The rail sleeves of both detachable or permanently installed Media Platforms are the perfect spot to bring together your full-color logo, mascot, school name and spirit message to top off your bleachers with a message visible from anywhere in your gym.



CourtSide Graphic Logo



Media Platform and Rail Sleeve



Colored Rails



Backrests and Seat Spacers



Safety End Closure Curtain



Portable Chair Storage Carts

- A. Colored Rails**
Your bleacher aisle, end, front and rear rails carry on your school's color scheme in one or more colors. Choose from a variety of standard color options or custom color matching to bring out school pride with a punch of color.
- B. Backrests and Seat Spacers**
Contrasting color CourtSide™ CB contoured bleacher backrests deliver truly comfortable bleacher seating and turn up the spirit. They can be incorporated anywhere on your bleachers, with or without seat spacers.
- C. Safety End Closure Curtain**
MAXAM® bleacher end curtains boost gym security while displaying your school pride. Vibrant full-color customization can run all the way off the edges in large full-bleed designs to wow people with your spirit as soon as they walk in the door.
- D. Portable Chair Storage Carts**
Put an end to haphazard sideline chair storage with our specially engineered Clarin® chair storage carts. Make set-up and break down a breeze by using stacking, hanging, flat or studio carts to keep your chairs organized and all in one place.



MAXAM+™ Telescopic Platform with Metro Chairs
University of Southern Indiana • Evansville, IN
Lee Company

Seating Customization



Signature Logo Program
Your local Hussey dealer will work with your community or school to develop a logo design that makes everyone proud. With the MAXAM+ Signature Logo Program, it is easy to create the most colorful and spirited bleacher logo design.



Flex-Row™
Create an endless variety of lock-in configurations to accommodate constantly changing needs like team seating, wheelchair access and scorer's tables. Available with CourtSide™, Metro™, Club Bench and Gallery 2 seating.



Standard Colors
The CourtSide™ XC10 and XCS12 are available in 15 standard colors (top 3 rows) and Metro is available in all 19. For accent lines, attention-grabbing signature logos or sticking with a solid color theme, select CourtSide or Metro as your ideal seat. Production polymer and powder coat colors can vary from printed samples shown, so Hussey makes sample chips available upon request. Custom color matches are also available.



MAXAM+™ Understructure

Performance, Flexibility and Safety



A. Posi-Lock™ LX
 These automatic row locks prevent accidental closure when the system is in use. This patented, innovative, low-profile design minimizes the chance of accidental damage ensuring consistent operation.



B. Nose & Riser Beam
 These rolled form structural members provide continuous deck support, and are through bolted to the frame and stabilizers. These designs deliver unparalleled strength, durability and rigidity.



C. Continuous Positive Interglide
 This interlocking glide system is a rigid, one-piece formed design which tracks better and operates easier than systems with 1/2" (13 mm) row to row engagement. The 10" (254 mm) minimum interlock provides the industry's most rigid, stable design. Our wheels are 5" (127 mm), resulting in less rolling friction.



D. Captive Interlock & Adjustable Row Stops
 The Captive Interlock System engages and aligns deck to deck. In addition, MAXAM+ can be configured for three different row-spacing setups—adjustable on-site if required. MAXAM+ incorporates three stabilizer assemblies per section to provide improved tracking and stability.




E. Independently Locking Flex-Row™
 Each Flex-Row is equipped with an independent self-locking mechanism to deliver maximum flexibility, performance and safety.



F. Full-Length Captured Decking
 Decking is captive in the riser beam and rests on the nose, firmly secured by the seat bracket. This system provides a stiff, secure walking surface with no exposed hardware. MAXAM+ is the only telescopic gym seat that utilizes transverse decking, using decking materials in accordance with their industry span rating. Thoroughly load tested and independently verified, MAXAM+'s continuous full-length deck support system provides an enhanced level of performance, safety and stability.



G. Slant Frame Design
 Load-tested and certified for 30 tier single stack sections up to 25' - 6" (7772 mm), our slant frame design delivers improved cantilever strength and capacity. It also simplifies the installation process, reducing downtime for the facility. Critical support areas are all fastened with bolts, lock washers and hex nuts. Only MAXAM+ incorporates a steel to steel connection where the frame meets the wall, creating a stronger union and a safer gym seat.



H. Tension Bracing
 Through bolted to the frame to provide additional stability. All bracing is coined to remove sharp edges, all ends rounded for safety.



Rail Options


Colored Rails (Left)

Carry your color scheme throughout the facility with one or more of our palette of standard colors to show your school spirit. Aisle rails, end rails and front or rear rails can all be customized to match your school colors. Ask your Hussey dealer for more information.




Center Aisle Hand Rails

Safety rails include fixed, folding and removable options and feature a safe, fully closed design.



Fixed Front and Rear Rails

An ideal solution for truncations, elevated front aisles, freestanding, portables and reverse fold systems. All rails maintain a consistent design appearance.



Fold & Stow Center Aisle Hand Rail

Requires no tool and stores on the deck in the bleacher's closed position. Rail rotates and snaps into place.

Self-Storing End Rails

This stylish self-storing rail is designed to meet the most stringent codes for rail loading and sphere passage. Add 12" (305 mm) to bank length for each railed end.

Powerglide™ Automatic Aisle Rails

Maximum safety with minimal effort. Open, the rail provides almost continuous support down the aisle. The rails automatically fold to the closed position as the bank closes.

Media Platform

Perfect for videotaping, photography, radio broadcasting or team talent scouting, the Hussey Media Platform creates a workable space for covering all the action. Optional rail sleeves can be customized to promote school spirit or generate revenue.



Other Options

Safety End-Closure Curtains

Prevent unauthorized access to the underside of the bleacher, misuse that can result in injury, vandalism and potential liability risk. With Hussey Safety End-Closure Curtains, you can boost gym security while displaying your school pride. Built school-tough, they work beautifully and securely on new or existing bleachers. And Hussey offers the capability for full-bleed designs—including photographs. When paired with the CourtSide™ graphic logo, you can carry your school's identity throughout the gym.



CourtSide Graphic Logo



Power Assist

Portable power permits one person to open and close manual sections by moving the tractor from section to section. Operates on standard 115 volt 20 amp service.



Integral Power

The Powered Frame design applies force where needed—at the frames—and allows for better tracking over uneven floors. With five power options available, you buy only the power you need.



Elevated Front Aisle

Elevated front aisles start at various heights and run the length of the first row of the bleacher. EFA's improve sight lines and are ideal installations for hockey rinks and more. All can be outfitted with front rails, end rails, front panels or access stairs. An ideal solution to facilitate egress and accommodate your individual building requirements. Access stairs can be added as an option.



Motion Monitor

Audio-visual warning for an integrally powered unit that provides a flashing light with self-contained warning horn. Rated at 85 dB, it activates when bleachers are in motion.



Limit Switch

Limit switches ensure the motor stops once the bank is completely open or closed.



Aisle Steps

Intermediate steps at each vertical aisle are mounted to the deck providing code-compliant rises and tread depth. Steps are fitted with non-skid strips and offer rounded edges to enhance safety.

APPLICATIONS

Wall Attached

Our most popular telescopic gym seating solution. Wall attached systems are supplied in 3 to 30 tier banks, are extremely adaptable, and efficiently recover floor space, allowing you to easily get the most out of your facility at all times.

MAXAM+™ Telescopic Platform with Metro™ & CourtSide™ Seats
Indiana University-Purdue University Fort Wayne • Fort Wayne, IN
Lee Company



APPLICATIONS

Reverse-Fold

Often utilized for balcony seating areas, reverse-fold systems retract from back to front to create additional space behind the unit. This space can be used for practice areas, batting cages, volleyball, gymnastics or any wide array of uses. Add back panels for a cleaner look, more versatility and improved safety.

MAXAM+™ Telescopic Platform with Upholstered Metro™ Chairs
Grand Prairie Center • Stuttgart, AR
SCM Architects



Wall Attached Closed



Pendant Control

Pendant controls allow the operator to see the entire bank as it opens and closes—an important safety precaution. The pendant control can be easily removed to prevent unauthorized use.




Wireless Remote Control

All of the built-in safety features of our standard Pendant Control, with the additional convenience and freedom of movement offered by wireless operation.



Reverse-Fold Closed



Reverse-Fold Delayed Action

Further increase your usable space by up to 3' (914 mm) with delayed action feature. The entire closed bleacher stack moves forward on a linkage to recover additional floor space.

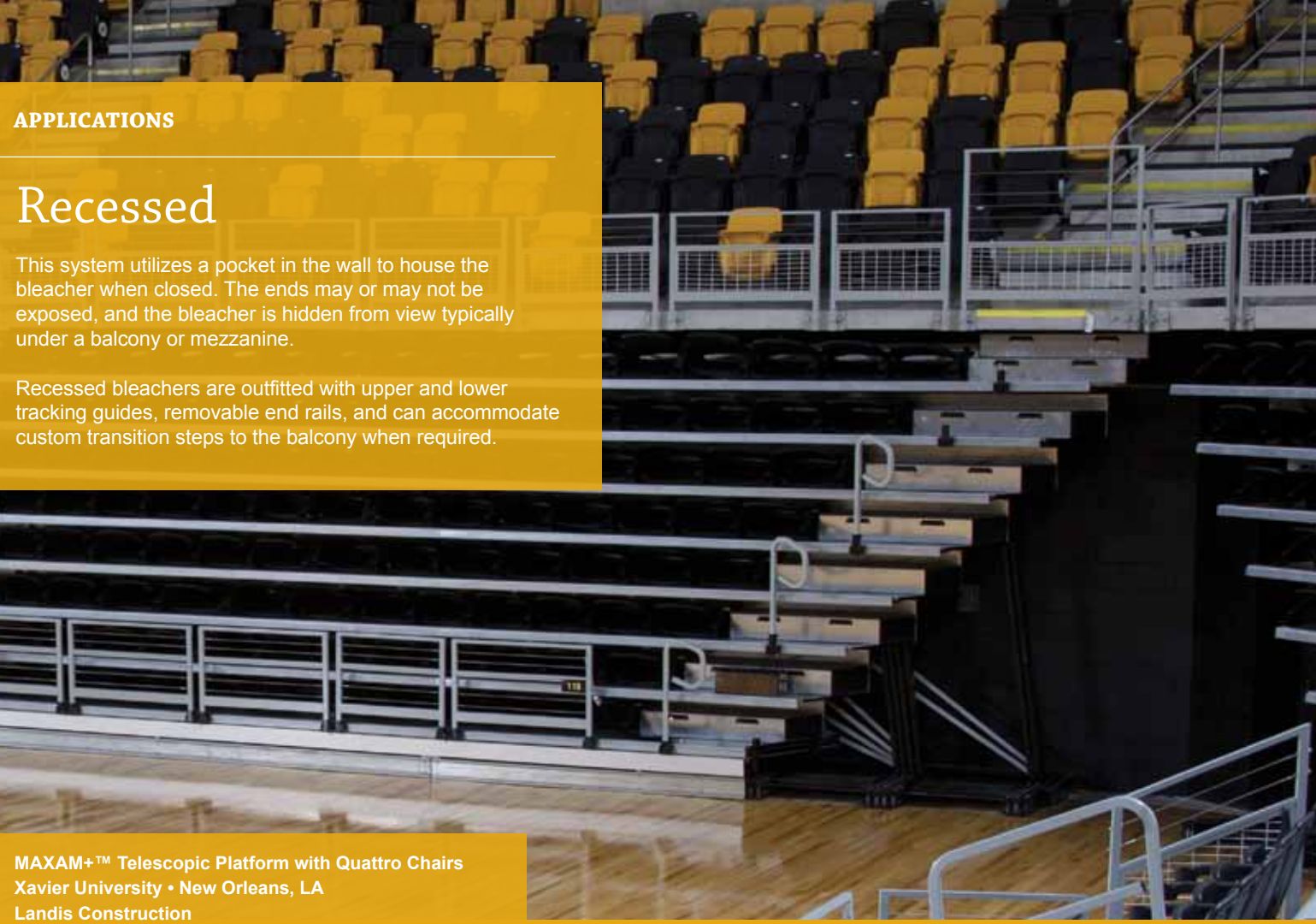
APPLICATIONS

Recessed

This system utilizes a pocket in the wall to house the bleacher when closed. The ends may or may not be exposed, and the bleacher is hidden from view typically under a balcony or mezzanine.

Recessed bleachers are outfitted with upper and lower tracking guides, removable end rails, and can accommodate custom transition steps to the balcony when required.

MAXAM+™ Telescopic Platform with Quattro Chairs
Xavier University • New Orleans, LA
Landis Construction



APPLICATIONS

Portable & Freestanding

Portable

These bleacher sections allow you to easily move and store bleachers where you want them. Create any number of custom seating layouts for different events. Units may be equipped with locking floor pintels for extra safety and security.

Freestanding

With a heavier rear column that's permanently secured to the floor, these bleachers provide design flexibility for buildings that can't support wall loading or where wall loading is marginal.

MAXAM® Telescopic Bleacher with Metro Chairs
Fantasy Springs Resort Casino • Indio, CA
Herk-Edwards, Inc.



Recessed Closed




Recessed Open



Portable Closed



Portable Open



Traveling Units

A hybrid of recessed and portable banks, traveling units use integral power to drive the entire bank from one setup position to another. Set-up time is greatly reduced compared to individual portable sections.



Portable Dolly

Most economical for large number of small portable sections. Two dollies are required to move one section. Maximum section weight of 4000 lbs (1800 kgs).



Integral Dolly

Ideal for high tier units, the integral lifting mechanism allows your staff to move multiple portable sections without additional equipment. Four mechanical screw jacks lift the unit and 12 large wheels allow for effortless transportation of your bleacher. Maximum section weight of 7000 lbs (3150 kgs).

SPECIALTY PLATFORMS

MXP™ Telescopic Platform

Featuring an amazingly stable and durable telescopic platform that accommodates Hussey's premium seating styles, MXP is expertly engineered for arenas to save time and labor costs while providing the most comfortable and luxurious telescopic platform seating experience available.



MXP Telescopic Platform with Metro™ Chairs
Bryce Jordan Center • State College, PA
C.M. Eichenlaub Co.



MXP™ Telescopic Platform with Quattro® Chairs
Cross Insurance Center • Bangor, ME
Sink Combs Dethlefs



Integrated Program Supports

MXP platforms offer nearly endless customization options for professional arena needs. Adding Integrated Program Supports to an MXP platform allows the section to be truncated at any row. You get the flexibility of choosing how many rows each section needs, on-demand. Engaging this feature is quick and easy with no extra personnel, parts or labor required, and the section is completely stable no matter where it is truncated.



Heavy-Duty Arena Features

MXP platforms focus on delivering on-the-spot configuration flexibility. Completely independent powered sections accommodate nearly any concert configuration easily and change over quickly. Railings can be customized to attach to any row within sections for maximum flexibility and to deliver the crowd control often required by popular tours. Best of all, railings store right on each section to eliminate loose parts and storage hassles.




Professional Grade Style, Comfort & Functionality

MXP platforms are designed to support fully upholstered chairs – even premium VIP chairs from our Quattro® Collections.

Accommodating up to a 39 3/8" (1M) premium seat back, your patrons will love the look and feel of MXP. With deeper row spacing, more legroom and our premium upholstered chair options, telescopic seating has never been more comfortable.

Plus, our new chair mounting system delivers the most stable, solid telescopic seating experience available today - one with the feel of a fixed auditorium chair and the flexibility of a telescopic platform.

No matter what chair you choose, it folds flat into the telescopic platform. MXP platforms and the chairs it supports are professional arena grade – designed to withstand the rigors of multiple changeovers a day.



MXP™ Seat Options



Quattro® Nose-Mount Seating
Our Quattro nose-mount chairs can be raised and lowered in pairs, with the armrest locking into place providing an exceptionally solid, stable seat.



Quattro Forward-Fold Seating
Setup and changeover is fast and easy with a single operator by simply unlocking our Quattro forward-fold upholstered chair rows and raising or lowering up to 14 seats at a time.




Metro Semi-Automatic Seating
Our Metro seats can be configured for true semi-automatic operation of up to 14 chairs at once. The chairs automatically lower as the system is closed and when opened, the operator provides a manual assist to lock the chairs into place.


MXP™ Understructure

Flexibility, Safety, Performance & Reliability

The understructure of any telescopic platform is the backbone of the system, and MXP's understructure is engineered to provide maximum flexibility, safety, performance and reliability. Utilizing Hussey's proven vertical frame design, MXP accommodates rises from 4"-24" (102-610 mm), row spacing from 32" - 39 3/8" (813mm - 1M) in 1" (25 mm) increments, and tapered sections up to 22 1/2 degrees, providing maximum seating configuration flexibility.



A. Soft-Start Steerable Power
The most efficient system in the industry, our Soft-Start Steerable Power system utilizes existing power sources, has a controlled start to prevent wear and tear on the system and your facility, and allows a single operator to steer the section and fine-tune its final position.



B. Fully Captive Interlocks
Providing the ultimate in safety and performance, fully captive upper and lower interlocks ensure the frames can never separate. Plus, the upper interlocks provide a stable, locked deck when loaded so your audience will feel as safe and stable on the 30th row as on the first.



C. Adjustable Cantilevers
Creating an exceptionally quiet deck and better overall operational performance, the adjustable cantilevers eliminate friction points during open/close.



D. Tubular Knee Bracing
Designed to withstand heavy use and heavy loads, the tubular knee braces provide a safe, rigid walking surface.



E. Lower Captive Interlocks
The lower interlock design nests completely, permitting a zero-offset between tiers that minimizes the closed footprint of the system. Pre-tension guide rods cannot be bent or disengaged resulting in smooth, reliable operation every time.

SPECIALTY PLATFORMS

Hussey Seatway™ Telescopic Platform

Perfect for spaces where custom design is a must, Hussey Seatway offers a premium, theater-quality, high performance telescopic seating system that is custom-engineered to fit your specific space and design. Choose from four stylish and comfortable seat options that are easily customized with your choice of upholstery.



Seatway TP Platform with Gallery Chairs
Trinity School, London UK
TheatreTech Consultants



Seatway™ TP Platform with Custom Double Chairs
Ebert Room, Glyndebourne Opera House, UK
Charcoal Blue Theatre Consultants

Seatway Seating Options husseyseatway™ PUBLIC SEATING SYSTEMS



A.



B.



C.



D.



E.

A. Club Bench

The Club Bench closes into a small space, allowing for a minimum rise per row of just under 10½" (260 mm). The manual folding, preformed plywood seat and back come with your choice of upholstery. Also available without the backrest.

B. Arts PC

A premium, nose mounted chair with unique folding action and auto armrests, the Arts PC chair closes down into a small space, allowing a standard row rise of only 10½" (260 mm). Available in a range of chair widths, with high quality finishes and accessories.

C. Gallery 2

Available in a variety of widths, with or without armrests and in a variety of upholsterys, the Gallery 2 chair features a slim and elegant profile, great for a wide range of auditorium seating.

D. E. Metro™ Polymer and Upholstered

Sleek, slim and easy to install, the Metro chair comes in a variety of widths and color options.

Dimensional Data

MAXAM+™ OPEN DIMENSIONS					MAXAM+ CLOSED	
Number of Rows	30" Spacing	762 mm Spacing	33" Spacing	838 mm Spacing		
2	3'-10"	1168	3'-10"	1168	3'-10"	1168
3	6'-4"	1930	6'-7"	2007	3'-11"	1207
4	8'-10"	2692	9'-4"	2845	3'-11"	1207
5	11'-4"	3454	12'-1"	3683	4'-0"	1219
6	13'-10"	4216	14'-10"	4521	4'-0"	1219
7	16'-4"	4978	17'-7"	5359	4'-0"	1219
8	18'-10"	5740	20'-4"	6197	4'-1"	1245
9	21'-4"	6502	23'-1"	7036	4'-1"	1245
10	23'-10"	7264	25'-10"	7874	4'-2"	1270
11	26'-4"	8026	28'-7"	8712	4'-2"	1270
12	28'-10"	8788	31'-4"	9550	4'-2"	1270
13	31'-4"	9550	34'-1"	10389	4'-3"	1295
14	33'-10"	10312	36'-10"	11227	4'-3"	1295
15	36'-4"	11074	39'-7"	12065	4'-4"	1321
16	38'-10"	11836	42'-4"	12903	4'-4"	1321
17	41'-4"	12598	45'-1"	13741	4'-4"	1321
18	43'-10"	13360	47'-10"	14580	4'-5"	1346
19	46'-4"	14122	50'-7"	15418	4'-5"	1346
20	48'-10"	14884	53'-4"	16256	4'-6"	1372
21	51'-4"	15646	56'-1"	17094	4'-6"	1372
22	53'-10"	16408	58'-10"	17932	4'-6"	1372
23	56'-4"	17170	61'-7"	18771	4'-7"	1397
24	58'-10"	17932	64'-4"	19609	4'-7"	1397
25	61'-4"	18694	67'-1"	20447	4'-8"	1422
26	63'-10"	19456	69'-10"	21285	4'-8"	1422
27	66'-4"	20218	72'-7"	22123	4'-8"	1422
28	68'-10"	20980	75'-4"	22962	6'-11"	2108
29	71'-4"	21742	78'-1"	23800	6'-11"	2108
30	73'-10"	22504	80'-10"	24638	7'-0"	2134

MAXAM+ OVERALL SEAT HEIGHT						
Number of Rows	9 ⁵ / ₈ " Rise	244 mm Rise	11 ⁵ / ₈ " Rise	295 mm Rise	16" Rise	406 mm Rise
2	2'-2 ⁵ / ₈ "	676	2'-4 ⁵ / ₈ "	727	2'-9"	838
3	3'-0 ¹ / ₄ "	921	3'-4 ¹ / ₄ "	1022	4'-1"	1245
4	3'-9 ⁷ / ₈ "	1222	4'-3 ⁷ / ₈ "	1318	5'-5"	1651
5	4'-7 ¹ / ₂ "	2121	5'-3 ¹ / ₂ "	1613	6'-9"	2057
6	5'-5 ¹ / ₈ "	1654	6'-3 ¹ / ₈ "	1908	8'-1"	2464
7	6'-2 ³ / ₄ "	1899	7'-2 ³ / ₄ "	2203	9'-5"	2870
8	7'-0 ³ / ₈ "	2143	8'-2 ³ / ₈ "	2499	10'-9"	3277
9	7'-10"	2388	9'-2"	2794	12'-1"	3683
10	8'-7 ⁵ / ₈ "	2632	10'-1 ⁵ / ₈ "	3089	13'-5"	4089
11	9'-5 ¹ / ₄ "	2877	11'-1 ¹ / ₄ "	3385	14'-9"	4496
12	10'-2 ⁷ / ₈ "	3121	12'-0 ⁷ / ₈ "	3680	16'-1"	4902
13	11'-0 ¹ / ₂ "	3366	13'-0 ¹ / ₂ "	3975	17'-5"	5309
14	11'-10 ¹ / ₈ "	3610	14'-0 ¹ / ₈ "	4270	18'-9"	5715
15	12'-7 ³ / ₄ "	3854	14'-11 ³ / ₄ "	4566	20'-1"	6121
16	13'-5 ³ / ₈ "	4099	15'-11 ³ / ₈ "	4861	21'-5"	6528
17	14'-3"	4343	16'-11"	5156	22'-9"	6934
18	15'-0 ³ / ₈ "	4588	17'-10 ³ / ₈ "	5451	24'-1"	7341
19	15'-10 ¹ / ₄ "	4832	18'-10 ¹ / ₄ "	5747		
20	16'-7 ⁷ / ₈ "	5077	19'-9 ⁷ / ₈ "	6042		
21	17'-5 ¹ / ₂ "	5321	20'-9 ¹ / ₂ "	6337		
22	18'-3 ¹ / ₈ "	5566	21'-9 ¹ / ₈ "	6633		
23	19'-0 ³ / ₄ "	5810	22'-8 ³ / ₄ "	6928		
24	19'-10 ³ / ₈ "	6055	23'-8 ³ / ₈ "	7223		
25	20'-8"	6299	24'-8"	7518		
26	21'-5 ⁵ / ₈ "	6544				
27	22'-3 ¹ / ₄ "	6788				
28	23'-0 ⁷ / ₈ "	7033				
29	23'-10 ¹ / ₂ "	7277				
30	24'-8 ¹ / ₈ "	7522				



Restored Hussey Plow Co. Model No. 25, ca 1895
Main Campus • North Berwick, ME
Photo by Ron Bilodeau

Sustainability

At Hussey Seating, respecting the landscape we live in—and the hard work and well-being of the people we work with—has always been in our DNA and part of our heritage. Our commitment to environmentally friendly business practices has taken many forms over the years as standards and technology have changed.

In the 1970s, when the rest of the nation began to become more environmentally aware, we had already laid walking trails and planted a tree farm on our beautiful Maine campus. Today, going green means developing environmentally friendly paints and finishes, sourcing sustainable woods and metals, going beyond local and national regulations in clean manufacturing and waste disposal, and making deliveries on time while reducing our carbon footprint. We reduced our air emissions by 90% while tripling our seating business, so we know green business is good business.

Hussey seating solutions come in a wide range of colors—but every day our seats get greener. If you'd like to learn more about our sustainability efforts, please visit our website at www.husseyseating.com/sustainability



Resources

For all of MAXAM+™, MXP™ and Seatway™ accessories, surface materials, fast facts, environmental data sheets and more go to HusseySeating.com.

News & Updates

Web: HusseySeating.com
Facebook: facebook.com/HusseySeating
Twitter: twitter.com/husseyseating
YouTube: youtube.com/user/hscpublic
LinkedIn: linkedin.com/company/hussey-seating-company

Expert Support

It's standard equipment on every Hussey product.

- Safety Inspections
- Service Contracts
- Accessories
- Custom Fabrication
- Factory-Certified Parts
- Renovation & Repair

Toll-Free (USA) 1.800.353.3308



Warranty

MAXAM+, MXP and Seatway
5 year factory-backed warranty - the best in the industry.

(1) Open and closed dimensions are for wall attached units. For portable and freestanding units, add 2¹/₄" (57 mm) to open and closed dimensions. For reverse fold units, add 2¹/₄" (57 mm) to open dimension and add 2¹/₄" (57 mm) plus row spacing to closed dimension. For recessed units, add 6" (152 mm) to closed dimension for the minimum recess depth.

(2) For recessed units, add 2¹/₂" (64 mm) to seat height for the minimum recess height.

(3) Maximum number of rows for wall attached section lengths 16'-6" (5029 mm) or longer.

* For complete dimensional charts referring to other applications including product limitations please reference FastFacts or ask your dealer for details.

MXP™ & Hussey Seatway

MXP and Hussey Seatway are customized to your specifications with the following standard dimensions:

MXP

Row Rise: 4 - 24" (102 - 610 mm)
 Row Spacing: 32 - 36" (813 - 914 mm)
 Tapered Sections: Up to 22¹/₂ degrees

Seatway™

Row Rise: 10¹/₄" (260 mm), 11" (280 mm), 11⁵/₈" (300 mm), 12⁵/₈" (320 mm)
 Row Spacing: 33¹/₂" (850 mm), 35³/₈" (900 mm), 36" (915 mm)



Hussey Seating Company™

The Hussey Seating Company story dates back to 1835 with William Hussey's tremendously successful plow design, and thus, the Hussey Plow Company was born. As times changed over the next sixty years, the family set about reinventing the business, evolving into the company that is now seating the world. Today, under the sixth generation of family leadership, Hussey Seating Company is proud to be known as the leading manufacturer of seating solutions throughout the world – in stadiums, arenas, schools, universities, colleges, places of worship and anywhere people gather.

Hussey. Your partner for seating solutions.



husseyseating™

YOUR PARTNER FOR SEATING SOLUTIONS

38 Dyer Street Extension
North Berwick, Maine 03906 USA
Toll Free (USA) 1.800.341.0401
Tel: +1.207.676.2271 • Fax: +1.207.676.2222
info@husseyseating.com • www.husseyseating.com



©2014 Hussey Seating Co. All rights reserved. Hussey Seating™, MAXAM+™, MXP™, Quattro®, Hussey Seatway™, Metro™, Flex-Row™, XtremeLogo™, StepSigns™, CourtSigns™, CourtSides™, Powerglide™ and Posi-Lock™ are registered trademarks of Hussey Seating Company.

